

Momentum Golden Living Annuity

Momentum GLA Classic Growth Plus Portfolio

Factsheet at 31 May 2026

Target: CPI + 5% to 6%

Investment horizon: Seven years

Investments managed by: Momentum Multi-Manager (Pty) Ltd

📄 Momentum outcome-based investing philosophy

Investment success is about consistently maximising the probability of you achieving your investment goals – whether that is to preserve capital, generate an income stream in retirement or grow wealth within the parameters of a certain risk profile. In response to the ever-evolving investment landscape, we have constructed a range of outcome-based solutions that set their sights beyond mere benchmarks and instead focus on the things that matter the most to you – ensuring we maximise the probability of you achieving your investment goals. Outcome-based investing is about placing your goals at the centre of our investment process.

📄 Investor profile and investment strategy

This portfolio is aimed at investors who are in the accumulation phase of investing. It has a long-term investment horizon and, therefore, the aim is to maintain an average exposure of 79.5% to growth asset classes (local and global equities and property). The portfolio consists of the full universe of asset classes, including global investments of up to 45% and selective alternative asset classes. The allocation between asset classes is actively managed, taking the market environment into account. Through the optimum selection of asset classes, the probability of achieving the outcome is maximised within acceptable risk parameters. Performance fees may be paid within investment mandates, should they sufficiently enhance investment returns after fees. It is suitable as a stand-alone portfolio in retirement products, where compliance with Regulation 28 is specifically required.

✍️ Portfolio information

Launch date:	March 1999
Benchmark:	Composite: Local equity 42%; Local property 3%; Local bond 10%; Local cash 4%; Global equity 32%; Global property 3.5%; Global bond 3.5%; Global cash 2%
Target:	Inflation plus 5% to 6% over seven-year rolling periods
Reg. 28 compliant:	Yes

Risk of capital loss	Very low	Medium	Very high
Investment term	Very short	Medium	Very long

👤 Portfolio managers



Mohammed Sibda
BCom



Nina Saad
BSc, CFA

📊 Long-term outcomes

Return over the investment horizon



Portfolio	9.91%
Benchmark	CPI + 5%
	11.43%
	9.58%

The annualised return over the investment horizon of the portfolio.

Hit rate



Portfolio	70.49%
------------------	---------------

The percentage of times the portfolio achieved or exceeded CPI + 5% over rolling periods of the investment horizon.

Average shortfall



Portfolio	-3.16%
------------------	---------------

The average shortfall relative to CPI + 5% over rolling periods of the investment horizon.

📊 Short-term risk

Risk of negative one-year return



Portfolio	12.66%	Benchmark	12.97%
------------------	---------------	------------------	---------------

The likelihood of negative returns over any one-year rolling period.

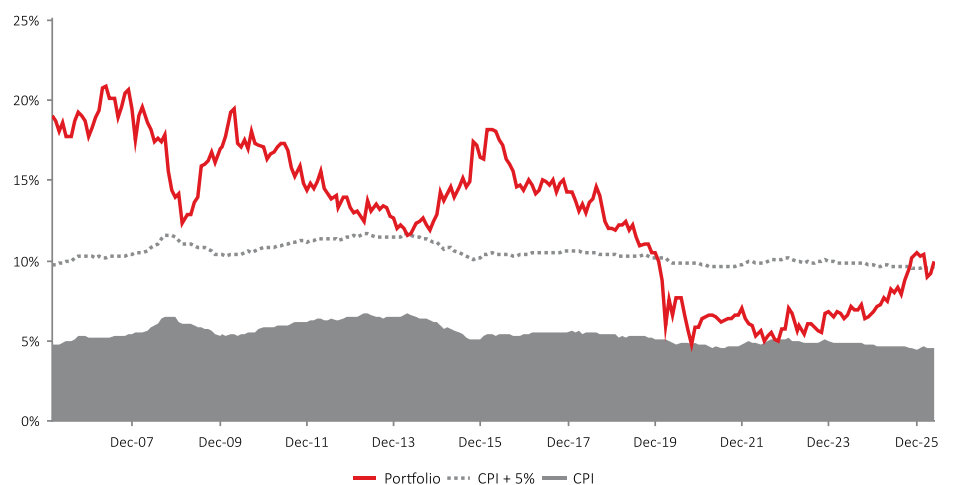
Minimum one-year returns



Portfolio	-13.18%	Benchmark	-16.34%
------------------	----------------	------------------	----------------

The worst one-year return with a 95% likelihood.

📊 Rolling returns over investment horizon



Returns over rolling periods of the investment horizon since launch.

Investment returns

	One month	Three months	One year	Two years	Three years	Four years	Five years	Six years	Seven years	Launch
Portfolio	0.61%	-2.72%	16.04%	16.38%	14.45%	12.95%	12.16%	13.03%	9.91%	13.06%
Benchmark ¹	0.74%	-1.56%	19.72%	19.07%	16.57%	14.38%	13.41%	15.04%	11.43%	13.37%
Risk-adjusted ratio ²					1.76	1.38	1.39	1.42	0.85	1.19
CPI + 5%	1.51%	3.27%	9.03%	8.41%	9.01%	9.71%	9.94%	9.86%	9.58%	10.29%

¹The benchmark is calculated using the composite benchmark allocation.

²A ratio of the actual return achieved per unit of risk taken.

Index returns

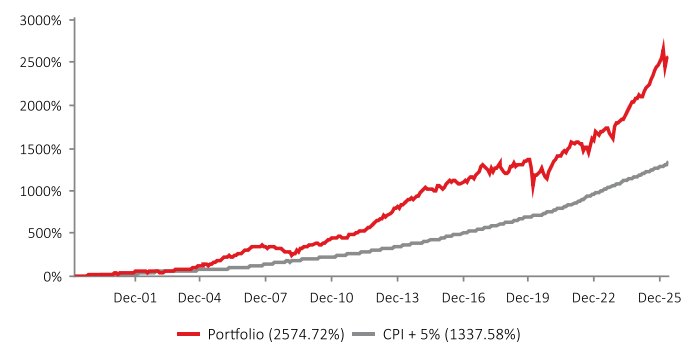
Asset class	Index	One month	One year	Two years	Three years	Five years	Seven years	Strategic allocation
Local equity	FTSE/JSE Capped All Share Index	-0.27%	26.61%	26.82%	20.83%	14.86%	13.42%	42.00%
Local property	FTSE/JSE All Property Index	0.65%	23.77%	28.81%	25.70%	17.14%	7.25%	3.00%
Local bond	FTSE/JSE All Bond Index	2.91%	22.41%	22.10%	19.00%	12.29%	11.27%	10.00%
Local cash	STeFi Composite Index	0.56%	7.13%	7.63%	7.93%	6.86%	6.49%	4.00%
Global equity	MSCI All Countries World Index	2.32%	16.97%	12.87%	13.76%	15.07%	16.10%	32.00%
Global property	FTSE EPRA/NAREIT Developed Index	-2.55%	3.48%	5.20%	3.66%	5.30%	4.72%	3.50%
Global bond	FTSE World Government Bond Index	-2.34%	-7.45%	-3.11%	-3.90%	0.55%	0.87%	3.50%
Global cash	ICE BofA US 1-Month Treasury Bill Index	-2.76%	-6.21%	-3.22%	-2.04%	7.16%	4.45%	2.00%

Investment manager returns

	One year	Three years	Seven years
Local equity			
BlueAlpha	23.97%	19.65%	11.33%
Coronation Integrated Equity			
Fairtree	23.48%	18.72%	18.52%
Foord	17.96%	19.14%	13.43%
M&G Investments	26.40%	20.61%	14.97%
Momentum Systematic Strategies	26.05%	20.40%	
Satrix	26.06%	22.06%	13.07%
Truffle	26.54%	20.88%	17.73%
Local property			
Catalyst	13.47%	16.19%	4.11%
Eris Social Infrastructure	11.18%	5.81%	
Meago	17.44%	18.15%	4.55%
Local bond			
Flexible Fixed Interest	24.58%	20.49%	11.07%
Futuregrowth	24.11%	19.82%	12.55%
Local cash			
ALUWANI	8.42%	9.31%	7.82%
Momentum Enhanced Yield	8.68%	9.57%	7.91%
Momentum Money Market	8.12%	8.94%	7.39%
Global equity			
Momentum Global Investment Management	11.45%	11.78%	14.01%
Global property			
Momentum Global Property	1.51%	3.04%	4.39%
Global bond			
Amundi	-6.69%	-3.06%	1.64%
Global cash			
State Street	-6.39%	-2.21%	

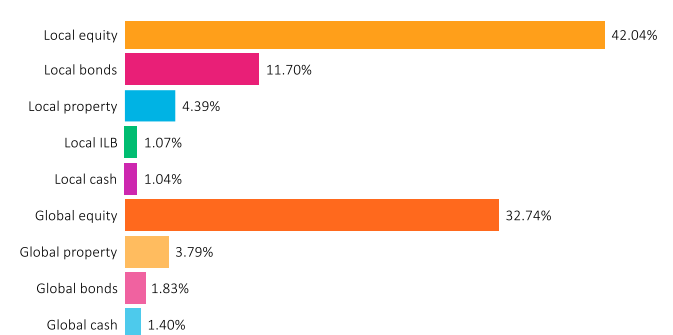
Where no returns are shown, the investment manager has a return history in this portfolio of less than the relevant period (one, three or seven years).

Cumulative returns



The cumulative growth of the portfolio since launch compared to CPI + 5%.

Effective asset allocation



The 10-largest portfolio holdings

Holding	
Naspers Limited	2.97%
Standard Bank Group Limited	2.44%
FirstRand Limited	2.32%
AngloGold Ashanti plc	2.22%
Gold Fields Limited	2.10%
Prosus NV N	2.07%
Republic of South Africa R2044	1.86%
Republic of South Africa R2048	1.74%
Capitec Bank Hldgs Limited	1.72%
MTN Group Limited	1.67%

The 10-largest instruments at 29 May 2026, looking through all asset classes held.



Quarterly portfolio commentary for Q1 2026

The Iran war was the overarching theme dominating global financial market returns in March (and the first quarter of 2026). The associated risk-off and rand weakness drivers caused global assets to outperform South African (SA) assets in rand terms. Global cash was the best-returning asset class internationally in the quarter, with global property a close second. Global bonds outperformed global equities, while the strong returns from emerging market (EM) equities in the first two months of the year cemented a quarterly outperformance over developed market (DM) equities (where Japan had the highest returns due to the election-related rally earlier in the year).

Whereas a risk-on global sentiment remained prevalent in January and February, extending the 2025 trend of outperformance of SA assets over global assets (and strong returns from EM and SA equities, SA-listed property and nominal bonds), March saw a complete reversal of these trends during the war-induced sell-off in risk assets. With the US dollar fulfilling the role of global safe-haven asset in March, the rand weakened even more than other EM currencies, while EM and SA risk assets experienced severe selling pressure. This resulted in a sharp outperformance of global assets against SA asset classes in March.

Among the SA asset classes, the strong dollar gold price showing in January and February helped the gold ETF to produce the highest returns among all asset classes in the first quarter of 2026 (despite a sharp March sell-off), with cash the only other rand-based asset class providing positive returns. Listed property was the worst performer in SA for the quarter, followed by nominal bonds and ILBs. The higher gold price in the first quarter supported the Resources sector, offsetting the large negative returns from Industrials, leaving overall SA equity returns only slightly negative.

The portfolio delivered a return of -2.3% for the quarter and 17.0% for the twelve months to 31 March 2026.



Notes

The benchmark for the local equity component was changed on 1 November 2025 from the FTSE/JSE Capped SWIX All Share Index (J433T) to the FTSE/JSE Capped All Share Index (J303T); Local equity returns shown in the Index returns table are comprised of J433T until 31/10/2025 and J303T thereafter.

Changes were made to the strategic asset allocations on 1 October 2024.

Changes were made to the strategic asset allocations on 1 July 2023.

The benchmark for the local property component was changed on 1 October 2021 from the FTSE/JSE SA Listed Property Index to the FTSE/JSE All Property Index.

On 1 November 2020, the real return expectation for this portfolio was revised from inflation plus 7% to a range of inflation plus 5% to 6%.

Changes were made to the strategic asset allocations on 31 October 2020.

The Momentum GLA Classic Growth Plus Portfolio invests 100% in the Momentum Investments Classic Factor 7 Portfolio. The inception date of the Momentum Investments Classic Factor 7 Portfolio is 1 July 2011 and portfolio and benchmark returns for the Momentum Investments Classic Factor 7 Portfolios have been used since then. Portfolio and benchmark returns for Momentum Focused 75 Portfolio have been used from March 1999 for the combined portfolio and returns for Momentum Focused 75 Domestic Portfolio have been used for the local portfolio.



Disclosures

The investment policy is underwritten by Momentum Metropolitan Life Limited, which is a registered insurer under the Insurance Act, 18 of 2017. This investment portfolio is administered and managed by Momentum Multi-Manager (Pty) Ltd, an authorised financial services provider (FSP No. 19840) under the Financial Advisory and Intermediary Services Act No.37 of 2002 (FAIS Act), as may be amended and/or replaced from time to time, and a part of Momentum Group Limited, rated B-BBEE level 1.

The information used to prepare this factsheet includes information from third-party sources and is for information purposes only. This factsheet does not constitute any form of advice and should not be used as a basis to make investment decisions or as an offer or a solicitation to purchase any specific product. Given that past returns may not be indicative of future returns and the value of investments will fluctuate over time, independent professional advice should always be sought before making an investment decision. Fluctuations in exchange rates may cause the value of international investments, if included in the mandate, to go up or down. Investors should be aware that investing in a financial product entails a level of risk that depends on the nature of the investment. The merits of any investment should be considered together with the investor's specific risk profile and investment objectives. Although reasonable steps have been taken to ensure the validity and accuracy of the information in this factsheet, Momentum Metropolitan Life Limited does not guarantee the accuracy, content, completeness, legality or reliability of the information contained in this factsheet and no warranties and/or representations of any kind, expressed or implied, are given to the nature, standard, accuracy or otherwise of the information provided nor to the suitability or otherwise of the information to your particular circumstances. Under no circumstances shall Momentum Metropolitan Life Limited, its affiliates, directors, officers, employees, representatives or agents (the "Momentum Metropolitan Parties") have any liability to any persons or entities receiving the information made available in this factsheet for any claim, damages, loss or expense, whether caused by Momentum Metropolitan Life Limited or the Momentum Metropolitan Parties' negligence or otherwise, including, without limitation, any direct, indirect, special, incidental, punitive or consequential cost, loss or damages, whether in contract or in delict, arising out of or in connection with information made available in this factsheet, whether relating to any actions, transactions, omissions resulting from this information, or relating to any legal proceedings brought against you as a result of this information, and you agree to indemnify Momentum Metropolitan Life Limited and the Momentum Metropolitan Parties accordingly.

Investment returns for periods exceeding one year are annualised. All returns quoted are before deduction of fees, but after the deduction of performance fees on global underlying investments (where applicable). All returns are daily time-weighted returns. The return for the global component of a portfolio is generated at month-end using the global component's last known price. The return for Consumer Price Index (CPI) is to the end of the previous month.

For investments in collective investments schemes (CIS), please refer to the minimum disclosure document (MDD), which is available from the respective CIS manager. The MDD contains important information relating to investment in the respective CIS.

The information contained in this factsheet is confidential, privileged and only for the use and benefit of the intended recipient and may not be used, published or redistributed without the prior written consent of Momentum Metropolitan Life Limited. Under no circumstances will Momentum Metropolitan Life Limited be liable for any cost, loss or damages arising out of the unauthorised dissemination of this factsheet or the information contained herein, and you agree to indemnify Momentum Metropolitan Life Limited and the Momentum Metropolitan Parties accordingly.

Sources: Momentum Multi-Manager, Morningstar, Iress, msci.com, yieldbook.com, ft.com.



Contact and other information

Momentum Multi-Manager (Pty) Ltd

268 West Avenue, Centurion, 0157

PO Box 7400, Centurion, 0046

T +27 (0)12 671 8911

F +27 (0)12 684 5869

Email emailus@momentum.co.za

Web www.momentum.co.za/business

Signatory of:

