Access part of your salary when you need it most, with

momentum corporate

FlexiblePay

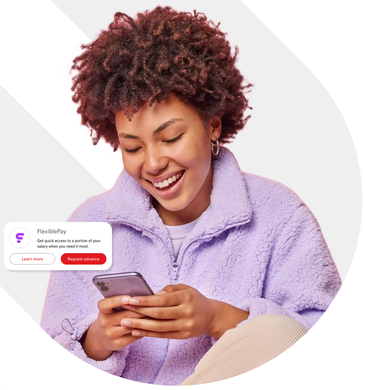

FlexiblePay is now on the FundsAtWork Smart Benefit Statement

Good news! FlexiblePay directly through the Product Shop. With FlexiblePay, you can safely unlock a portion of your salary, before payday, giving you the flexibility to handle life's unexpected expenses. Clear fees, simple payroll deductions, and instant confirmation make it an easy, stress-free way to make sure you are covered during unexpected times.

Financial breathing room is just a few steps away.

Why use FlexiblePay through Product Shop?

- On-demand access - **unlock a portion of your pay whenever you need it.**
- Clear & simple fees - **transparent charges shown upfront, with no hidden surprises.**

- **Quick payout** - confirm your request and receive your money securely and quickly.
- **Automatic payroll deduction** - your employer will take the money straight from your next pay, no extra forms or fuss.

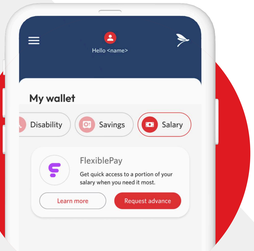

FelixblePay is designed to give you affordable, safe access to a portion of your pay before payday. It offers flexibility to handle life's unexpected costs, helping you cover expenses when they arise. With clear fees and simple payroll deductions, FlexiblePay supports you in reducing financial stress and managing your money with confidence.

momentum corporate

How it works:

1. **Visit the Product Shop -** navigate to the Product Shop. Go to the **Salary** section and select FlexiblePay.
2. **Choose your amount -** View how much you can access and enter the amount you'd like to access (within the available limits).
3. **Confirm your request -** See the fees upfront, confirm instantly, and get your money paid out securely.
4. **Payment deductions -** The amount paid out (plus the fees) will be automatically deducted from your next salary.

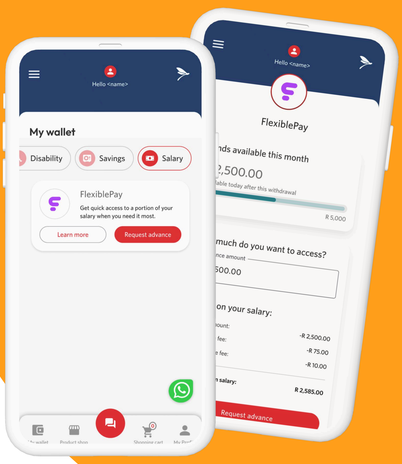

Access your Smart Benefit Statement now and start using FlexiblePay today!

Take me there →

momentum corporate

How it works:

1. Log into your **Smart Benefit Statement** select "Product Shop"
2. Earned Wage Access is available from your Wallet/Product Shop in the Salary category just select "Request advance".
3. You can also navigate to **"learn more"** and select **"Request advance"**.
4. Check your available balance, enter the amount, and select "Request Advance".
5. Review your bank account details and tap **"Next"**.
6. Review your advance details and tap **"Confirm"**.
7. Your request was successful. Select "Back to Wallet" to continue.
8. Back in your wallet, you'll see your updated balance and latest advance request.

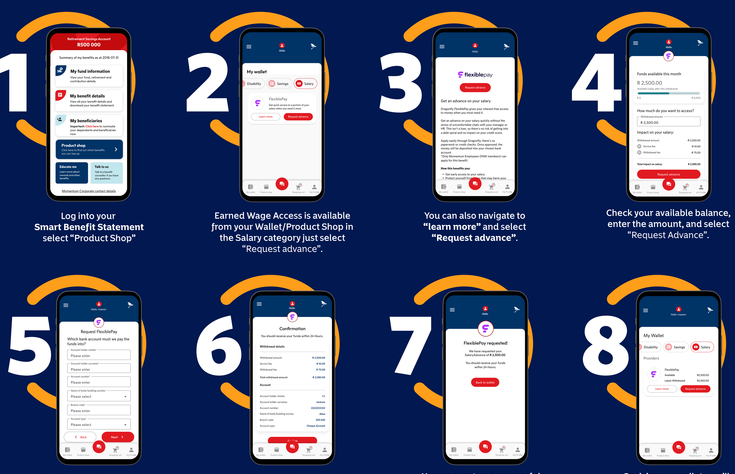

momentum corporate

Powered by dragonfly by momentum

momentum.co.za Momentum Corporate

Copyright reserved © Momentum Metropolitan 2025 - Momentum Corporate is a part of Momentum Metropolitan Life Limited (registration number 1904/002186/06), a wholly owned subsidiary of Momentum Group Limited. Momentum Corporate is the underwriter and benefits administrator of the FundsAtWork Umbrella Pension and Provident Funds. The document is for illustrative purposes only and does not constitute tax, legal, accounting or financial advice. You rely on the contents at your sole discretion. We recommend that you consult with a financial adviser before making any changes to your group employee benefits. Momentum Group Limited, its subsidiaries, including Momentum Metropolitan Life Limited, will not be liable for any loss, damage (whether direct or consequential) or expenses of any nature which may be incurred as a result of, or which may be caused, directly or indirectly, to the use or reliance on this publication. Terms and conditions apply. Momentum Metropolitan Life Limited is a licensed life insurer, authorised financial services (FSP6406) and registered credit provider (NCRCP173), and rated B-BBEE Level 1.

02/2025